




CORRESPONDING ACTIVITIES BOOK (C.A.B.)



THE MIXED-UP FAIRY TALE WITH RILEY ROAM AND KENNY MIKEY

TABLE OF CONTENTS

LETTER TO TEACHERS... PG. 1

ABOUT PAGE TURNER ADVENTURES... PG. 2

LANGUAGE ARTS... PG. 3

SOC. STUDIES... PG. 4

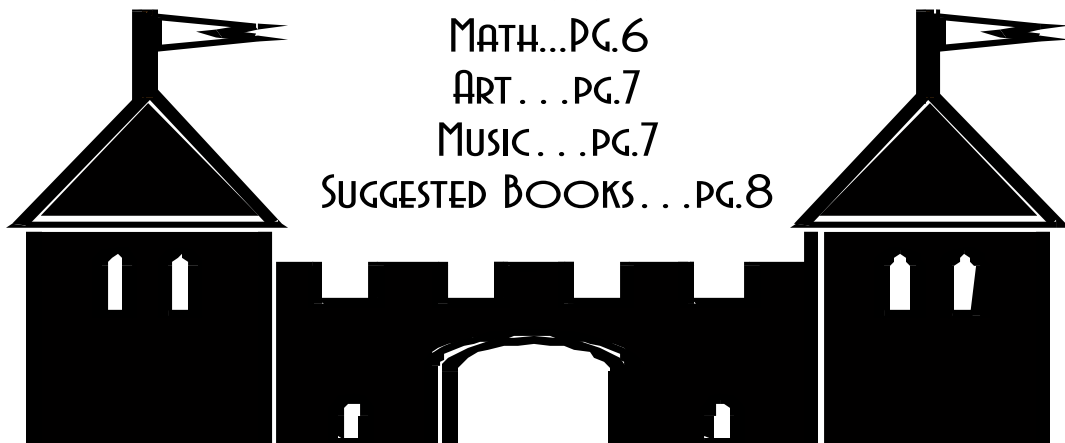
SCIENCE... PG. 5

MATH... PG. 6

ART... PG. 7

MUSIC... PG. 7

SUGGESTED BOOKS... PG. 8





The Mixed-Up Fairytale

During this musical adventure, the children in the audience must help break a spell that has been placed on Sleeping Beauty. After visiting the Fairy Godmother, they discover that to break the spell need to find a red cape with a hood, some wolf's fur (but he must be good) and a giant's golden spoon... all before 12 o'clock noon! Along the way the children solve problems, overcome obstacles and interact directly with some of their favorite storybook characters, including a real 10 foot tall giant!

The Mixed Up Fairy Tale was written and produced by Emmy Award winning children's entertainers Riley Roam and Kenny Mike. At the beginning of the show Riley is transformed into her alter ego, "World Famous Storyologist", Page Turner. Kenny, a former Ringling Bros. clown, is her wacky assistant. Together they weave this enchanting, tale, incorporating suggestions from the audience.

Characters and situations from many different tales including Little Red Riding Hood, Jack and the Bean Stalk, Sleeping Beauty, The Princess and the Pea and Cinderella (plus a few others) are combined to create one magical story that encourages and promotes reading and creative writing.


The show features original music, such as the song "*Beginning, Middle, End*" that gets everyone up dancing the parts of a story, as well as Ragtime from Scott Joplin and George Gershwin's Rhapsody in Blue.

The following *Corresponding Activities Book (CAB)* is designed to enhance the performance and theater going experience for your students. Several of the activities have been broken down by grade level and age appropriateness.

We hope that you and your students enjoy *The Mixed-Up Fairytale* And Remember...

***"When You Read,
Everyday Is An Adventure!"***

**561-Real-Fun or 1-888-565-6131
(fax 423-0994)
P.O.Box 4237 Boynton Beach, FL 33424
www.PageTurnerAdventures.com**




PAGE TURNER ADVENTURES



Riley Roam

www.PageTurnerAdventures.com



Kenny Mikey

Page Turner Adventures, Inc. produces original, outrageous, interactive storytheater shows for family audiences. Featuring Riley Roam as the "World Famous Storyologist", Page Turner and Kenny Mikey as her wacky assistant.

Riley Roam is South Florida's FOX Kids Club Host, as well as a published author, actress and *Storyologist*. She has a degree in theater and dance and studied theater at the University of London, England.

Kenny Mikey is a graduate of Ringling Bros. Clown College and traveled for two years performing nationwide as the Advance Clown for Ringling Bros. and Barnum & Bailey Circus. He's been seen juggling fire on Nickelodeon and bean bag chairs on the Bozo TV Show and Good Morning America.

Everyone joins Kenny and Riley on their outrageous journeys as the entire audience becomes the main character in hilarious and exciting tales of adventure! Their signature technique of involving the entire audience, combined with incredible use of larger than life props, crazy costumes, music, physical comedy and vaudevillian skills ensure that every **Page Turner Adventures** show will be an experience you will never forget!

In addition to writing and performing, Kenny and Riley produce educational and entertaining children's television. They recently won an Emmy Award for their children's special, "*Jump Into Water Safety*," and are currently producing a children's television pilot. Whether writing, producing or performing for children, **Page Turner Adventures** promotes the idea that reading and writing are fun!

Married since June 2000, Riley and Kenny travel the country performing their unique brand of family entertainment. They are rapidly achieving their goal of transforming every child in America into a who believes ...

Storyologist

**"When You Read,
Everyday Is An Adventure!"**






LANGUAGE ARTS



Fairytales have magical characters such as witches and fairy godmothers, as well as human or animal characters. The solutions to their problems are usually reached through magical means.

Suggested Vocabulary List

Fairy Tale	Giant	Stilts
Wolf	Spell	Castle
Point of View		Cape



Writing Activity: Create A New Fairytale

After the show read students the books;

The True Story of the Three Little Pigs and *The Frog Prince Continued* by Jon Scieszka.

(Older students can read these on their own.)

Have children create original fairytales by changing the ending of a classic tale, combining characters from different stories or telling a story from the perspective of a different character such as the wolf, witch or giant.

Additional Suggestions:

*K-2nd graders may develop the story as a group.

Teachers can transcribe the story and the children can illustrate it.

(See Art section.)



Writing Activity: Fairytale Reporter

Have the entire class become roving reporters for the "Once Upon a Times" Newspaper. They can interview fairytale characters who give their version of the events.

Example:

Interview Little Red Riding Hood, The Wolf, Grandma and the Woodsman. Each character should have a different view of what happened.

Storytelling

The tradition of oral storytelling was in existence long before the written word. It was the first form of entertainment!

Storytelling is a great way for students to develop confidence, poise and self-esteem. It promotes listening and memory skills as well as enhancing vocabulary and language development.





LANGUAGE



ARTS (cont.)

Storytelling Activity #1: Tell A Tale

Discuss the role of storytelling throughout history. Encourage children to memorize a favorite tale or their own original stories. Break children into groups and have them practice telling stories to each other. When they're comfortable with their stories, they can tell them to the entire group. Work on specific storytelling techniques such as projection, enunciation, poise, eye contact, character development and body movements (keep movements simple and precise).



Storytelling Activity #2: Mini Stories

Mini-stories are a great way to practice and reinforce storytelling and writing techniques. Have each child tell the group something that happened to them. This should take no more than one or two minutes. Remind the students that the mini story needs a beginning, a middle and an end. After the student has told the story have the rest of the class identify the three parts.



SOCIAL



STUDIES



Social Studies Activity: Many Cinderella's

Versions of the Cinderella tale appear in many different cultures. Have students read some of these alternate versions. (See Suggested Books)

Discuss the differences and similarities between the tales. Study the country the stories originate from. Discuss how the country, culture and setting change the tale.

Additional Suggestions:

Break students into small groups and assign a different Cinderella tale to each group.

Have the group research the country that tale comes from (dress, food, climate, language etc.). The groups can take turns presenting their stories to the class incorporating elements from that culture.





SCIENCE

In "The Mixed-Up Fairytale" a bean is planted to create the enormous beanstalk that leads to the Giant's Castle. Unfortunately a real beanstalk does not grow as fast or as high (those were magic beans after all!). But they are still fun to plant.

Science Activity: Planting Beans

Materials Needed (per student)

4 or 5 scarlet runner beans

4-inch flower pot

small plastic or wood trellis

soil

1. Fill the flower pot with 3 inches of soil

2. Anchor small trellis

3. Plant 4 or 5 beans, evenly spaced

You can speed up the germinating process by soaking the beans in a paper cup filled with warm water over night.

4. cover with 1/2 inch of soil

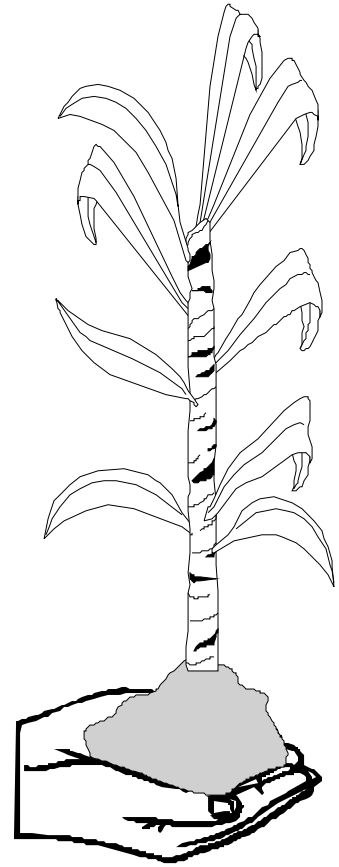
5. Water carefully and place in light or sunny spot

6. Continue watering as needed

7. Young plants will appear within a few weeks

As the vines grow they should be trained on the trellis

Red flowers may appear depending upon planting conditions.



Additional Activities: k-2nd Egg Shell Pot

Instead of a flower pot children can create whimsical egg pots!

1. Hollow out eggs by tapping the the small end against a hard surface to create a 1 inch hole on top of the egg.


2. Remove the contents of each egg by shaking it over a bowl.

3. Decorate eggs with faces and designs using felt tip markers

4. Spoon each egg full of potting soil

5. make a small hole in the soil with a pencil

6. Place a few seeds in the hole, cover with soil and water



3rd -5th Bean Plant experiments

Older students can plant several plants.

Experiment with sunlight, water, beans, and soil.





Time for Clocks

During the Show the children in the audience must break the spell by finding three special items. The fairy godmother warns them that they must return with the items before 12 noon!

This is a great jumping off place for a discussion on time, clocks and fractions!

K-2nd Time Keeping Activity: Create a Clock

Materials

Paper plate Scissors Two buttons
Card board Magic marker Piece of string

Cut two arrows from the piece of card board, one short and one long. Put a hole in the center of the plate and the blunt end of the pointer. Write numbers around the edge of the plate. Put the string through the buttons, pointer, and plate. Tie it off so the hands move easily. Children can practice telling time with their own clocks.

K-2nd Math Activity: Fractions

Clocks can be used to teach fractions, as well as help children learn to tell time.


Example:

Because there are four fifteens in 60 ($4 \times 15 = 60$), we say that 15 is "one fourth" or "one quarter"

Of 60 ($15 = \frac{1}{4}$ of 60). This is also used in telling time.

15 minutes is one quarter of an hour.

30 minutes is two quarters of an hour, or one half hour ($2 \times 30 = 60$).



3rd - 5th Math Activity: Pendulum Clock Experiment

Materials

4 lengths of string or heavy thread:

10", 20", 39", 48"

metal washers

clothes hanger

watch with a second hand

What To Do:

Tie a weight to the longest string and suspend it from the clothes hanger so that it hangs freely. Pull the string slightly to one side and let it swing. Count the number of swings it makes in 60 seconds. Then pull the string farther over to one side and let it swing again, counting the number of swings in 60 seconds. Add additional washers and try swinging the string. Again count the number of swings made in 60 seconds. Jot down your results. Do the same thing with strings of different lengths. In each case, note how many times the weight moves back and forth in 60 seconds and jot down the results.


What Happens:

When the string is 39 inches long, the weight moves back and forth 60 times in one minute.

Why?:

A pendulum takes the same length of time to make every swing no matter how far it travels or how heavy the weight at the end of it. But the longer the pendulum, the longer the time it takes to complete its swing; the shorter the pendulum the more quickly it travels back and forth. Since it takes one second for a length of string measuring 39 inches to swing back and forth, time can be measured






Art Activity: Illustration

Discuss the job of an illustrator with students. Show them examples of different illustrations from fairytale books. Have children illustrate their original fairytale. They can practice working with different mediums to tell the story such as markers, crayons, paints, paper cut outs, etc.

Additional Activities:

This can be incorporated into the Social Studies lesson. Children can discuss how the different illustrations help define the culture the story is from. They can pick a style from one of the books and try to emulate it.



Most of the music used during "The Mixed-Up FairyTale" was composed by a man named Scott Joplin.

Scott Joplin

Scott Joplin was an African American, born on November 24 ,1868 in Bowie County, Texas. He died on April 1, 1917 in New York city.

Joplin's first major composition was a ballet suite that utilized the rhythms of a type of music called "ragtime." Ragtime was a combination of folk tunes, African rhythms, and Creole influences. It was played by small groups in the streets of New Orleans and on showboats on the Mississippi River. It was very "American" and like no other music heard before. Eventually, Scott Joplin became known as the "King of Ragtime". Two of his most famous compositions, *The Maple Leaf Rag* and *The Entertainer* are used in "*The Mixed-Up FairyTale*."

The music of another composer named George Gershwin (1898-1937) is also used in the show. One of his most famous pieces of music, *Rhapsody In Blue* can be heard when we meet the wolf and when we climb the beanstalk.

George Gershwin

George Gershwin first made his name in Tin Pan Alley, the district of New York City where most of the popular songwriters and publishers worked. Gershwin wrote musicals, pop songs, jazz and classical music. He found the elements that jazz, pop and classical music had in common and emphasized them with a Broadway flair. In 1924 he composed what would become his greatest classical hit, *Rhapsody In Blue* It is the most successful fusion of classical and jazz music ever written.

Music Activity: Something Old, Something Blue

Play the music of Scott Joplin and George Gershwin for the class. Encourage the children to write their own lyrics to the music.





HECK OUT THESE



BOOKS!

The Complete Fairytales of the Brothers Grimm

Jack Zipes

The Golden Book of Fairytales

Marie Ponsot

When Dreams Come True: Classical Fairytales and Their Traditions

Jack David Zipes

The True Story of the 3 Little Pigs

The Frog Prince, Continued

Jon Scieszka

Cinderella Stories From Other Cultures

Fair, Brown and Trembling: An Irish Cinderella Story

Jude Daly

Domitila: A Cinderella Tale from the Mexican Tradition

Jouanah: A Hmong Cinderella

Angkat: The Cambodian Cinderella

Jewell Reinhart Coburn

The Gift of The Crocodile: A Cinderella Story (Indonesian)

Judy Sierra

The Way Meat Loves Salt: A Cinderella Tale From the Jewish Tradition

Nina Jaffe

The Golden Sandal: A Middle Eastern Cinderella

Rebecca Hickox

Sootface: An Ojibwa Cinderella Story

Robert D. San Souci

Cendrillon: A Cajun Cinderella

Sheila Herbert Collins

The Turkey Girl: A Zuni Cinderella

Penny Pollock

