



ODDBALL VAUDEVILLE

CORRESPONDING ACTIVITIES BOOK

TABLE OF CONTENTS

LETTER TO TEACHERS... PG. 1

ABOUT PAGE TURNER ADVENTURES... PG. 2

THE "REAL" BALDY... PG. 3

LANGUAGE ARTS... PG. 4

SOCIAL STUDIES... PG. 5

SCIENCE... PG. 6

MATH... PG. 7

DRAMATIC ARTS... PG. 8

ART... PG. 8

VOCABULARY... PG. 9

CHECK OUT THESE BOOKS... PG. 10





Dear Teacher:

Your students will be attending *Oddball Vaudeville* an interactive, storytheater show produced by *Page Turner Adventures, Inc.*

In this hilarious tale we find a trunk that belonged to a 1920's vaudevillian named Baldy the Magnificent. The trunk contains all of Baldy's old props and a newspaper article detailing his disappearance on "this very day in 1927." It's not until Kenny is coaxed into placing Baldy's magic hat on his own head that the excitement begins! The audience learns about important historical events as Baldy's tale unfolds the audience learns about important historical events while enjoying juggling, unicycling, physical comedy, magic and mystery.

ODDBALL VAUDEVILLE was written and produced by Emmy Award winning children's entertainers Riley Roam and Kenny Mikey. At the beginning of the show Riley is transformed into her alter ego, "World Famous Storyologist", Page Turner. Kenny, a former Ringling Bros. clown is her bumbling assistant. Together they weave this exciting tale incorporating suggestions from the audience.

The following **Corresponding Activities Book (CAB)** is designed to enhance the performance and theater going experience for your students.

We hope that you and your students enjoy *ODDBALL VAUDEVILLE!*

And Remember...

When You Read, Every Day Is An Adventure!

Sincerely,

Riley Roam & Kenny Mikey

Riley Roam & Kenny Mikey
Page Turner Adventures

561-Real-Fun or 1-888-565-6131
(fax 423-0994)
P.O.Box 4237 Boynton Beach, FL 33424
www.PageTurnerAdventures.com



PAGE TURNER ADVENTURES



Riley Roam

www.PageTurnerAdventures.com



Kenny Mikey

Page Turner Adventures, Inc. produces original, outrageous, interactive storytheater shows for family audiences, featuring Riley Roam as the "World Famous Storyologist", Page Turner and Kenny Mikey as her wacky assistant.

Riley Roam is South Florida's FOX Kids Club Host, as well as a published author, actress and *Storyologist*. She has a degree in theater and studied at the University of London, England.

Kenny Mikey is a graduate of Ringling Bros. Clown College and traveled for two years performing nationwide as the Advance Clown for Ringling Bros. and Barnum & Bailey Circus. He's been seen juggling fire on Nickelodeon and bean bag chairs on the Bozo TV Show and Good Morning America.

The entire audience becomes the main character in hilarious and exciting tales of adventure! Riley and Kenny's signature technique of involving the entire audience, combined with incredible use of larger than life props, crazy costumes, music and physical comedy ensures that every **Page Turner Adventures** show will be an experience you will never forget!

In addition to writing and performing, Kenny and Riley produce educational and entertaining children's television. They recently won an Emmy Award for their children's special, *"Jump Into Water Safety,"* and are currently producing a children's television pilot. Whether writing, producing or performing for children, **Page Turner Adventures** promotes the idea that reading and writing are fun!

Married since June 2000, Riley and Kenny travel the country performing their unique brand of family entertainment. They are rapidly achieving their goal of transforming every child in America into a *Storyologist* who believes ...

"When You Read, Everyday Is An Adventure!"

www.PageTurnerAdventures.com



PRESENTING



Robert Baldwin



After we perform this show, many children ask us if *Baldy, The Magnificent* was a real person. Well...yes, he was a real person, but he didn't live in the early 1900's and he wasn't Kenny's Grandpa.

Baldy was Kenny's mentor. He taught him about performing and encouraged Kenny to apply to Ringling Brothers Clown College. Baldy became Kenny's good friend and they spent many hours together juggling, unicycling and thinking up funny gags.

Baldy was a modern day vaudevillian who loved making audiences smile. His real name was Robert Baldwin, but audiences knew him as *Baldy the Magnificent, Humble Clown Extraordinaire*. We changed his name a little for the *Oddball Vaudeville* show and called him *Baldy the Magnificent, Vaudevillian Extraordinaire*.

Three years ago Baldy passed away. Kenny was very sad, and he wanted to do something to honor his friend's memory. We decided to write a story based on Baldy's life, and came up with the *Oddball Vaudeville* show. We used some real facts from his life and changed others, but we think it's a story Baldy would have liked. Every time we perform this show, we feel like we're giving him a chance to make an audience smile one last time.



PRESENTING

LANGUAGE ARTS

3rd - 5th Grade

Writing Prompt #1 Based On A True Story....

Have students read *The Real Baldy The Magnificent* story.



Ask them to write an imaginary story based on a real person.

Writing Prompt #2 The Mysterious Trunk

In the show *Oddball Vaudeville*, Kenny receives a mysterious trunk in the mail. When he opens it, Kenny discovers the trunk belonged to an old vaudevillian that disappeared in 1927.

Ask students to write a story about their own mysterious trunk. Who is it from? What's inside?

Writing Prompt #3 The Magic Hat

One of the items Kenny discovers in the trunk is an old hat given to Baldy by Harry Houdini. When Kenny puts the hat on his head, he is transformed into *Baldy the Magnificent*.

Have the class write a story about a magic hat.

Who did it belong to?

What happens when you put it on your head?

What if you can't take it off?



K-2nd Grade

Create a Scrapbook

In *Oddball Vaudeville*, Page finds a scrapbook filled with old newspaper articles about Baldy. Students can create their own scrapbooks using photographs, magazines, drawings, etc. Have the students trade scrapbooks and take turns trying to describe the person who created it.

Alternate Scrapbook Activities

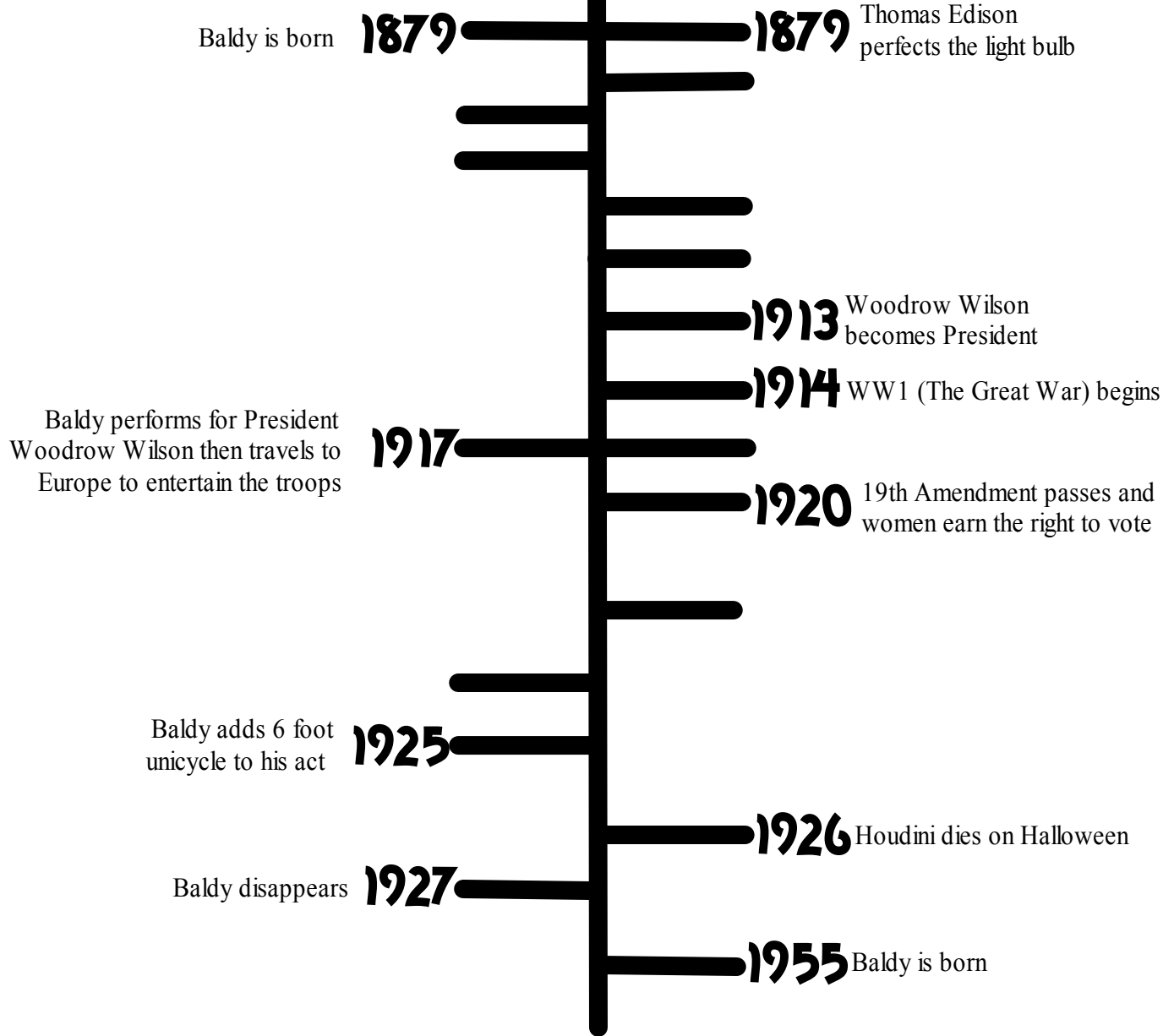
Have the entire class create a scrapbook for an imaginary character. Create a group story about this character based on the information from the scrap book.

PRESENTING

SOCIAL STUDIES

IMAGINARY TIME LINE

REAL TIME LINE



Place These REAL & IMAGINARY events on the Timeline

IMAGINARY EVENTS

- A. 1893 - Houdini gives Baldy his hat
- B. 1924 - Baldy gets married
- C. 1898 - Baldy leaves Europe and comes to America

REAL EVENTS

- D. 1917 - US enters WW1
- E. 1908 - Henry Ford Manufactures 1st Model T
- F. 1922 - King Tut's tomb is discovered
- G. 1903 - Wright Bros. 1st successful airplane flight
- H. 1891 - The Zipper is invented



PRESENTING

SCIENCE

One of Baldy the Magnificent's greatest tricks is The Six Foot Unicycle. To ride a unicycle you must first find your center of gravity or balancing point.

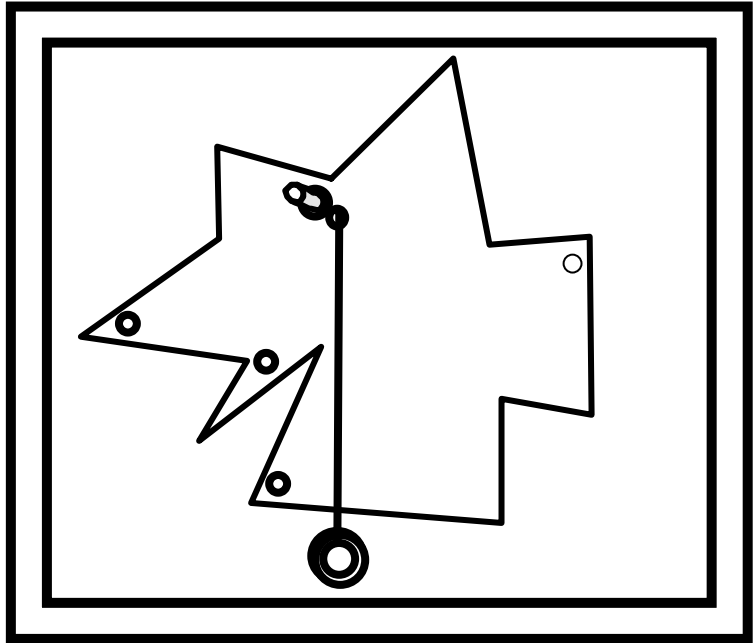
Balancing Point Experiment

Purpose

To locate an objects center of gravity

Materials

Scissors washer
Manila folder pushpin
Paper hole-punch bulletin board
12 inch piece of ruler
string pen



Procedure

1. Cut one side of the manila folder into an irregular shape.
2. Punch five randomly spaced holes in the edge of the paper with the paper hole punch.
3. Tie one end of the string to the washer and the other end to the pushpin.
4. Stick the the pushpin through one of the holes in the paper and into the bulletin board.
5. Allow the paper and string to swing freely.
6. Use the ruler and pen to mark a line on the paper next to the string.
7. Move the pushpin to the other holes and mark the position of the hanging string each time. Do this for the remaining four holes.
8. Place the paper on the end of your finger. Your finger should be on the point where the lines cross.

Results

The paper balances on your finger.

Why?

Center of gravity is the balancing point of an object. The center of gravity of the paper is the point where the lines cross. Hold your finger under that point and observe the balance.

PRESENTING

MATH

During *Oddball Vaudeville* Kenny juggles pins and rings. Juggling takes **Patience, Practice, Persistence and Positive Attitude** But the most important thing is **Practice!**

K-2nd Activity: Juggling Numbers

Juggling clubs and balls are a great way to visualize multiplication and subtraction.

Example: Kenny was juggling three clubs...he was having such a good time he added two more clubs. How many clubs was he juggling? Uh oh! He dropped one. Now how many is he juggling?

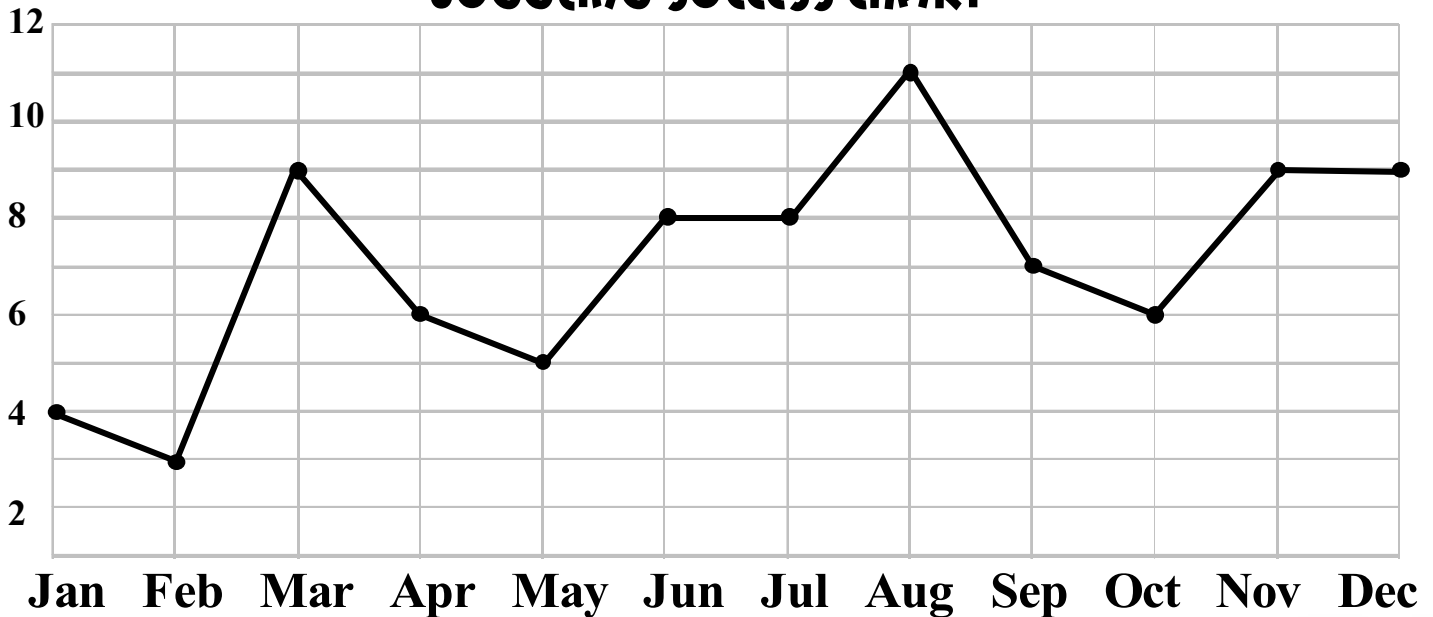
3rd -5th Activity Practice, Practice, Practice

The line graph shows the results of Kenny's juggling practice for one year.*

It shows the number of balls he successfully juggled at any time during each month.

Use the graph to find information about Kenny's juggling practice.

JUGGLING SUCCESS CHART



1. Number juggled in March _____
2. Number juggled in November _____
3. Number juggled in May _____
4. Best Month _____
5. Worst month _____
6. Difference between August and September _____
7. Difference between November and December _____
8. Difference between March and April _____
9. Greatest increase between which 2 months? _____
10. Difference between least and greatest numbers? _____

*(# of balls
Kenny can
REALLY
juggle: 6)



PRESENTING

DRAMATIC ARTS

A Short History of Vaudeville

Vaudeville was the most popular form of entertainment in America between 1875 and 1932. Every place from big cities to small towns had its own vaudeville house, and performers would travel from one town to the next throughout the year. Vaudeville shows had many different acts throughout the performance such as comedy, juggling, magic, clowning, singing, music, dancing, animal acts, ventriloquists and acrobats.

Vaudeville appealed to everyone. It was reasonably priced and if you didn't like the act another one appeared a few minutes later. There were usually nine or ten acts in a vaudeville show, although sometimes there were as many as twenty. The acts were varied but they were all clean family fun.

At its peak in the 1920's there were 20,000 vaudeville acts in the country, and over 2 million people saw vaudeville shows everyday.

Create A Vaudeville Show!

Does your class have any aspiring magicians, dancers or comedians? Then you can put together a vaudeville show! Give students a time limit for their act (5 minutes works well) and a period of time to practice. Shy students can help create scenery and costumes.

Invite other classes to the big show.

PRESENTING

ARTS

If your class is producing it's own vaudeville show, the students can work together to create vaudeville style posters to promote it.

Students can also create small signs with the names of the acts. These signs can be placed on an easel between each group.



PRESENTING

VOCABULARY

vaudeville- light entertainment popular in the United States from the mid 1890's until the early 1930's. A vaudeville show consisted of 10-15 individual unrelated acts, usually featuring magicians, acrobats, comedians, trained animals, jugglers, singers and dancers.

juggling- keeping several objects in motion in the air at the same time.

magic- the art or skill of performing tricks or illusions for entertainment.

unicycle- a vehicle having a single wheel, propelled by pedals.

scrapbook- a book of blank pages for mounting newspaper clippings, pictures, souvenirs, etc.

19th Amendment an amendment to the United States Constitution, passed in 1920, granting women the right to vote.

World War I (1914-1918) also known as the Great War. It was a conflict chiefly in Europe between most of the great western powers including the USA. At that time, it was the largest war the world had ever seen.

flapper- a young woman in the 1920's who behaved and dressed in a bold, unconventional manner.

mentor- a wise and faithful advisor or teacher.

Woodrow Wilson (1856-1924) 28th U.S. president. A reformer, he initiated lowered tariffs, a graduated income tax, the eight-hour workday, and laws against child labor.

Thomas Edison (1847-1931) a great inventor, who held over 1,093 patents including those for the incandescent electric lamp, the phonograph and the motion picture projector.

Harry Houdini (1874-1926) world-famous American magician and escape artist.



PRESENTING

CHECK OUT THESE BOOKS

BOOKS:

Vaudeville: The Birth of Show Business

By Judy Alter

Harry Houdini: Young Magician

By Kathryn Kilby Borland

The Roaring Twenties

By R. Conrad Stein

Eyewitness: World War I

By Simon Adams, Andy Crawford

Juggling for the Complete Klutz

By John Cassidy

The Klutz Book of Magic

By John Cassidy, Michael Stroud,
Sara Boore, Howard Lewis

Theater Games for the Classroom

By Viola Spolin

